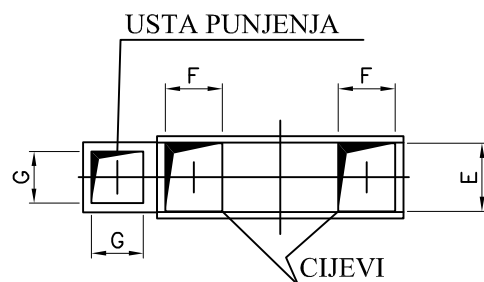

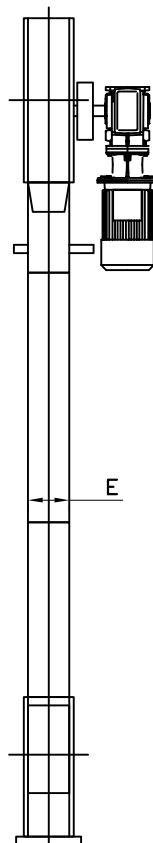
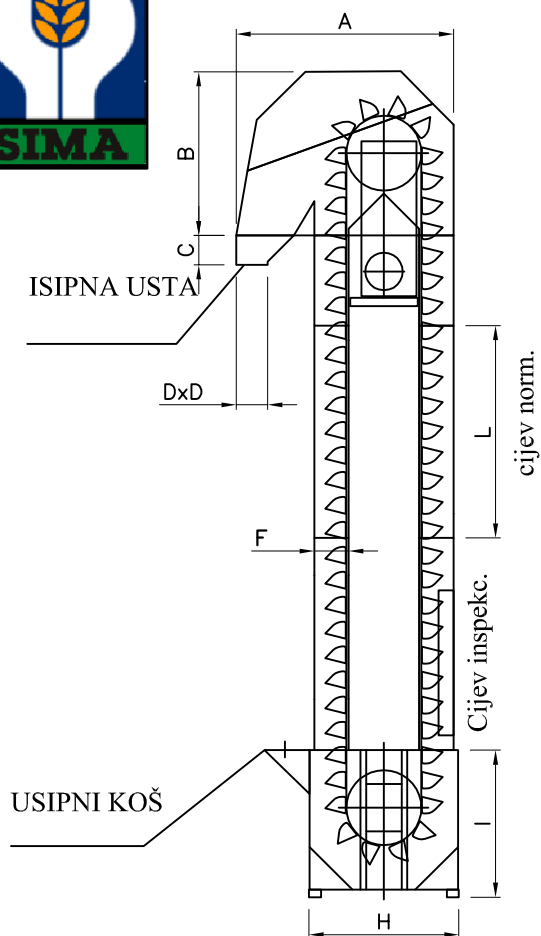




SIMA SRL

KOFIČASTI ELEVATOR



DIMENZIJE

MODEL	E40	E60	E75	E100	E120	E150	E200	E300
A	1175	1500	1500	1625	1670	1900	2080	2120
B	870	1100	1100	1105	1165	1495	1500	1650
C	100	195	195	200	145	145	250	300
D	210	210	210	300	300	300	300	400
E	195	275	275	300	340	340	430	500
F	180	230	230	280	280	280	315	365
G	210	210	210	300	300	300	300	400
H	780	1000	1000	1030	1030	1030	1180	1320
I	855	980	980	1260	1200	1200	1460	1600
L	2000	2000	2000	2000	2000	2000	2000	2000

TEHNIČKE KARAKTERISTIKE P.S.=0.75 T/m³

Nosiv. (T/h)	40	60	75	100	120	150	200	300
Širina kofica	140	180	200	240	240	280	300	330
Širina trake	170	200	220	260	270	300	340	

I DATI RIPORTATI NELLA SCHEDA POSSONO SUBIRE DELLE VARIAZIONI E PERTANTO NON DEVONO RITENERSI IMPEGNATIVI LE PORTATE POSSONO VARIARE IN FUNZIONE DELLA % DI IMPURITA' E DELLA TIPOLOGIA DEL PRODOTTO

SIMA SRL di Menegon & Fabris Via Marmolada, 8 - Z.I. NORD 31027 - Spresiano (Treviso) ITALY Tel. 0422-881034 Telefax 0422-888533 E-mail: info@simaimpianti.net